

# Made for your enterprise. Built for performance.

Every business needs a reliable business partner. The new mono laser series helps you maximise print efficiency and minimise costs so you can make the most of your investment.

brother  
at your side



HL - L6200DW



One-stop centre for free downloadable templates



Brother strongly recommends the use of genuine Brother consumable products only. Benefits include better quality print, greater yields per consumable, protection of your machine from damages and achievement of optimum performance. As a precaution, please note that your machine warranty may not cover any damages arising from the use of non-genuine consumables.

Microsoft, Windows, the Windows logo and/or other Microsoft products referenced herein are either registered trademarks of Microsoft Corporation in the U.S. and/or other countries. Brother and its logo are trademarks of Brother Industries Ltd., Japan. All specifications are subject to change without notice. All registered trademarks referenced herein are the property of their respective companies.  
Brother International Corporation, Japan.

Enhance your productivity and efficiency  
with a high-performance mono laser series.

**The printer that means business.**

Designed in Japan, the new Brother mono laser series  
is power-packed with features to boost productivity;  
offering the best possible solution for your business needs.



# Built to meet the challenges of your business

Discover how Brother printers and Multi-Function Centres can bring your performance to the next level.

## Built for Reliability

Print as much as you need with a robust and dependable machine that has a monthly print cycle of up to **100,000 pages<sup>1</sup>**.

## Built for Savings

A super high-yield toner lets you print up to **12,000 pages<sup>2</sup>** for less. Choose from different toner settings to increase your savings per printout.

## Built for Productivity

Focus on your high volume print jobs and spend less time reloading paper with the default paper tray of up to **520 sheets capacity<sup>1</sup>**, **50 sheets multi-purpose tray**, plus optional upgrades of two additional paper trays, bringing the **total paper capacity up to 1,610 sheets<sup>1</sup>**.

### Further maximise productivity with these features:

- **High print speeds** of up to **50ppm<sup>1</sup>**
- **Up to 56ipm high speed 2-sided scanning<sup>3</sup>**
- Scan and copy multiple pages with a high capacity **70 sheets Automatic Document Feeder<sup>4</sup>**

<sup>1</sup> Applicable to HL-L6200DW only. Print speed is in accordance with ISO/IEC 11160-2:1996

<sup>2</sup> Applicable to TN-3478 only, in accordance with ISO/IEC 19752

<sup>3</sup> Applicable to mono scanning for MFC-L5900DW only, in accordance with ISO/IEC 17991

<sup>4</sup> Applicable to DCP-L5600DN & MFC-L5900DW only

**70 sheets** Dual CIS Automatic Document Feeder



**50 sheets** multi-purpose tray for thick media / odd sizes

Paper level indicator

**250 sheets** default paper tray

Optional **520 sheets** paper tray  
*Optional trays require additional purchase  
Paper trays capacity may vary with paper types*


**MFC-L5900DW**



1 USB direct print\*



2 3.7" TFT Colour LCD\*



3 User-friendly control panel\*



4 Wireless connectivity\*\*

\*Applicable to DCP and MFC models only.

\*\*Applicable to HL-L6200DW and MFC-L5900DW only



## Simplify business operations and safeguard your documents

Easily manage your Brother network-connected products from one central location using **BRAdmin Professional Software**.

This network management tool allows **remote configurations, monitoring of useful information** such as page counts, toner and drum status. With the option of setting print quota of each user, you can better **control printing cost**. Instant **notification of printer downtime** also lets you attend to the problem before it impacts productivity. What's more, this software features a **suite of security solutions** to assure you of your documents' confidentiality.

### Created to prioritise security



#### Secure Function Lock 3.0\*

gives greater control over group or individual usage by allowing administrator to limit printer functions.



#### Internet Protocol Security (IPSec)\*

encrypts print jobs from the user's computer to the printers.



#### Print Archive

saves a PDF copy of every print job in a set location for easy E-Documentation.



#### Secure Reset

removes stored data when reverting the printer to original settings so that company data remains protected.



#### Active Directory\*\*

enables easy central management of user login authentication in an organisation.



#### Pin Code

### Flexible workflow solutions customised for your business

- The **Brother Special Solutions Customisation (SSC)** enables Brother products to be modified depending on your needs. Through careful collaboration, we help you design the best solution that meets specific business challenges.
- The **Brother Solutions Interface (BSI)\*\*** is a web-based service platform that lets software developers easily create customised solutions.

### Built for Mobile Convenience\*

Integrating mobile devices into your workflow has never been easier. With Brother iPrint&Scan, Apple AirPrint®, and Google Cloud Print™, you can print wirelessly straight from your mobile device.

- Print JPEGs and PDFs
- Scan to JPEG
- Preview Copy / Fax
- Save to iCloud for Apple products

\* Applicable to all models except HL-L5000D

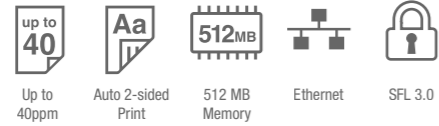
\*\* Applicable to DCP-L5600DN, MFC-L5700DN and MFC-L5900DW only

# Professional Line-up for your Business

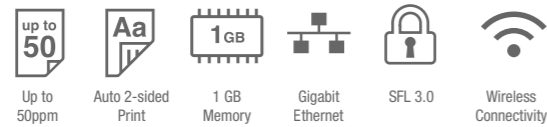
Whatever your business needs may be, there's  
a suitable mono laser machine for you.



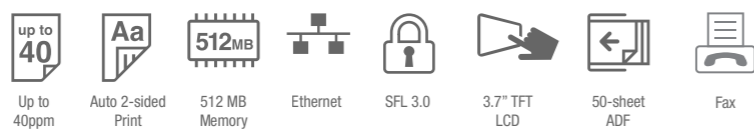
**HL-L5100DN**



**HL-L6200DW**



**MFC-L5700DN**



**MFC-L5900DW**



All print speeds are in accordance with ISO/IEC 11160-2:1996

## Supplies available with this range



**TN-3428**  
3,000 pages  
Standard-Yield  
Toner



**TN-3448**  
8,000 pages  
High-Yield  
Toner



**TN-3478**  
12,000 pages  
Super High-Yield  
Toner



**DR-3455**  
30,000 pages  
Drum

Approx yields based on ISO/IEC 19752. Declared drum yield based on 1 page/job.

	Single-Function		Multi-Function	
	HL-L5100DN	HL-L6200DW	MFC-L5700DN	MFC-L5900DW
Key Functions	Automatic 2-sided Print , Network		Automatic 2-sided Print , Wireless	
PRINT FUNCTIONS	Automatic 2-sided Print		Automatic 2-sided Print	
Print Speed (A4/Letter)	Up to 40/42 ppm		Up to 40/42 ppm	
Print Resolution	Up to 1200 x 1200 dpi		Up to 1200 x 1200 dpi	
First Print Out Time (Ready)	Less than 7.2 secs	Less than 7.5 secs	Less than 7.2 secs	
2-sided Feature	Automatic 2-sided Print		Automatic 2-sided Print	
Special Print Functions	N-in-1 Printing Poster Printing (Windows® only) Watermark Printing (Windows® only) Header-Footer Printing (Windows® only), Secure Print		N-in-1 Printing Poster Printing (Windows®) Watermark Printing (Windows®) Header-Footer Printing (Windows®), Secure Print	
Print Language	PCL6, BR-Script3, IBM Proprinter XL, Epson FX-850, PDF Version 1.7, XPS Version 1.0		PCL6, BR-Script3, IBM Proprinter XL, Epson FX-850, PDF Version 1.7, XPS Version 1.0	
Quiet Mode	Yes		Yes	
COPY FUNCTIONS				
Copy Speed (A4 / Letter)	-	-	Up to 40/42 cpm	
Copy Resolution	-	-	1200 x 600dpi	
Reduction / Enlargement Ratio	-	-	25% - 400% in 1% increments	
Multi Copy / Stack	-	-	Up to 99 copies	
SCAN FUNCTIONS				
Scan Type	-	-	Monochrome / Colour - ADF or Flatbed	
Dual Scanner (Method)	-	-	No (CIS)	Yes (Dual CIS)
Resolution (Optical / Enhanced)	-	-	Up to 1200 x 1200 dpi / Up to 19,200 x 19,200 dpi	
Scan Functions	-	-	Scan to Email, Image, OCR, File, Email Server (Download only), FTP, SFT, USB and Network (Windows® only)	Scan to Email, Image, OCR, File, Email Server, FTP, SFT, USB and Network (Windows® only)
Scanning Speed (Mono/Color) Multiple sheets	-	-	Up to 24/20 ipm**	Up to 28/20 ipm**
FAX FUNCTIONS				
Modem Speed	-	-	33.6Kbps Super G3	
Transmission Speed (Mono)	-	-	Approximately 2.5 secs (ITU-T Test Chart, Std Resolution, JBIG)	
Memory Transmission / Out-of paper reception	-	-	Up to 500 pages (ITU-T Test Chart, Std Resolution, JBIG)	
Speed Dial	-	-	300 Locations	
Group Dials	-	-	20 Groups	
Broadcasting	-	-	350 Locations	
PC Fxing	-	-	Sending (Available for Windows®, Mac® [FaxShare Software by Brother], Linux® [LPR / CUPS PC-FAX Send Driver]) Receiving (Available for Windows®)	
Other Fax Features	-	-	Internet Fax*** (Simple mode), Auto Reduction, Delay Timer (Up to 50), Error Correction Mode, Fax Retrieval, Remote Access, Quick Scan (Approx. 2.5 Sec), Fax Forward	Duplex Fax Send, Internet Fax (Simple mode), Auto Reduction, Delay Timer (Up to 50), Error Correction Mode, Fax Retrieval, Remote Access, Quick Scan (Approx. 2.5 Sec), Fax Forward
PAPER HANDLING				
Input Tray (Standard)	250 Sheets	520 Sheets	250 Sheets	
Multi-Purpose Tray / Manual Slot	50 Sheets 60-200g/m² (Paper weight) 76.2 to 215.9 mm (W) X 127 to 355.6 mm (L) (Paper size)		50 Sheets 60-200g/m² (Paper weight) 76.2 to 215.9 mm (W) X 127 to 355.6 mm (L) (Paper size)	
Output Tray (Face Down)	150 Sheets		150 Sheets	
Optional Paper Tray (Input)	250 sheets (LT-5500) or 520 sheets (LT-6500) x 2 pcs (Max. 1,040 sheets)	250 sheets (LT-5500) or 520 sheets (LT-6500) x 2 pcs or 250 sheets x 3 pcs (Max. 1,040 sheets)	250 sheets (LT-5500) or 520 sheets (LT-6500) x 2 pcs (Max. 1,040 sheets)	
Automatic Document Feeder (ADF)	-	-	50 Sheets	70 Sheets
Media Size (Standard Tray)	A4, Letter, A5, A5 (Long Edge), A6, Executive, Legal, Folio, Mexico Legal, India Legal		A4, Letter, A5, A5 (Long Edge), A6, Executive, Legal, Folio, Mexico Legal, India Legal	
OTHERS				
Memory	512MB	1GB	512MB	1GB
Processor Speed	Cortex-A9 (800MHz)		Cortex-A9 (800MHz)	
Display	16 characters x 1 line		3.7" TFT Colour LCD	
Windows® (Host-Based)	Windows XP Home Edition, XP Professional Edition, XP Professional x64 Edition, Server 2003, Server 2003 x64 Edition, Vista, Server 2008, Server 2008 R2, 7, 8, 8.1, 10, Server 2012, Server 2012 R2		Windows® XP Home Edition, XP Professional Edition, XP professional x64 Edition, Server 2003 (Network only), Server 2003 x64 Edition (Network only), Vista, Server 2008 (Network only), Server 2008 R2 (Network only), 7, 8, 8.1, 10, Server 2012 (Network only), Server 2012 R2 (Network only)	
Apple Mac®	Mac OS X v10.8.5, 10.9.x, 10.10.x (Download only)		Mac® OS X v10.8.5, 10.9.x, 10.10.x (Download only)	
Linux® (Linux® Printer Driver)	CUPS, LPD/LPRng (x86/x64 environment)		CUPS, LPD/LPRng (x86/x64 environment)	
Universal Printer Driver	Yes (BRScript / PCL)		Yes (BRScript / PCL)	
Connectivity / Networking	Built-in Ethernet 10/100 Base-TX Hi-Speed 2.0	Built-in Wireless 802.11b/g/n Wi-Fi Direct, Built-in Gigabit Ethernet 10Base-T/100Base-TX/1000 Base-T Hi-Speed 2.0	Built-in Ethernet 10/100 Base-TX Hi-Speed 2.0	Built-in Wireless 802.11b/g/n Wi-Fi Direct, Built-in Gigabit Ethernet 10Base-T/100Base-TX/1000 Base-T Hi-Speed 2.0
Power Consumption (Sleep/Ready)	6.5W/32W		7.5W / 34W	
Power Source	220-240V, AC 50/60Hz		220-240V, AC 50 / 60Hz	
WebConnect (Brother's App)	-	-	Yes	
SUPPLIES				
Standard-Yield Toner	TN-3428: Approximately 3,000 pages*		TN-3428: Approximately 3,000 pages*	
High-Yield Toner	TN-3448: Approximately 8,000 pages*		TN-3448: Approximately 8,000 pages*	
Super High-Yield Toner	TN-3478: Approximately 12,000 pages*		TN-3478: Approximately 12,000 pages*	
Drum	DR-3455: Approximately 30,000 pages*		DR-3455: Approximately 30,000 pages*	
DIMENSIONS & WEIGHT				
Dimension (W X D X H)	373 x 388 x 255 mm	373 x 388 x 287 mm	435 x 427 x 486 mm	495 x 427 x 486 mm
Weight	11.1kg	12.4kg	16.8KG	17.7KG

\* In accordance with ISO/IEC 19752.

\*\* In accordance with ISO/IEC 17991

\*\*\* Optional free download available from <http://solutions.brother.com>