

MFC-L6915DW

brother
at your side

ENHANCING BUSINESS PERFORMANCE

WITH ELEVATED CAPABILITIES



MONOCHROME LASER PRINTERS

Designed for Reliability & Efficiency

Brother's range of monochrome laser printers help you to drive greater productivity for your enterprise.

ENHANCED EFFICIENCY for seamless, productive workflows



FAST PRINT SPEEDS

Tackle ad-hoc print jobs easily with a print speed of up to **50 ppm** (A4/LTR) and an impressive First Print Out Time of **under 6.7 seconds**.



AUTO DOCUMENT FEEDER

Enhance print productivity with the Auto Document Feeder that supports up to **80 sheets (A4/LTR)** for print, copy and scan jobs in batches.



SCAN FUNCTIONS

Directly upload original scanned documents to the **cloud, e-mail servers or designated networks** with Scan To functions.



WIRELESS CAPABILITIES

Print **wirelessly** and connect to mobile solutions effortlessly.



7-INCH LCD TOUCHSCREEN

Displays information with clarity using a **seamless interface** that allows for **intuitive navigation**.



PAPER SORTER

Easily **sort out printed documents** at the printer for greater convenience.

RELIABILITY that maximises print performance



HIGH PRINT VOLUME

Maximise performance with high paper input capacities of up to **2,080 sheets** and save time on reloading.



ROBUST SECURITY

Features such as **Secure Function Lock** and **Secure Print** safeguard print jobs and other functions against unauthorised user access.

COST-SAVING with high-yield printing & scanning



HIGH-YIELD TONER CARTRIDGES

Each toner cartridge supports more than **25,000 pages***¹ worth of prints, reducing overall printing costs and maintenance downtime.



AUTO DUPLEX PRINT & SCAN

Utilises **double-sided printing and scanning**, saving on total operating costs.

Corporate Solutions

BRADMIN centralising information for easier management at **no cost**

Oversee your network-connected Brother devices through an easily accessible centralised platform with the **BRAdmin Professional 4 Application**.



Experience greater visibility and management of your machines.



Easily configure printer settings for enhanced access security and device protection.



Save time and money through automation features and zero-cost printer management software.

SECURITY FEATURES secure important data and documents

Protect your data efficiently with a multitude of security features.

SECURE PRINT

Safeguard important documents by restricting print access to classified/important documents with a unique PIN code by any user.

CLOUD SECURE PRINT

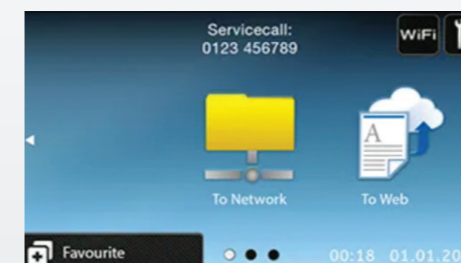
Allows for secure and remote printing without the need to connect to a corporate network.

SETTING LOCK

Prevents printer settings from being altered without entering the right password.

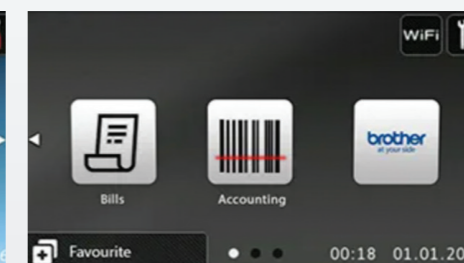
CUSTOM UI adapts to your business requirements

Meet specific needs for your business by customising your Brother printer's user interface. Various visual elements like buttons, text and backgrounds can be altered for **time-saving accessibility** and **easier user operation**. Furthermore, the **Brother Solutions Interface (BSI)** allows for seamless integration of modifications into business processes for greater efficiency.



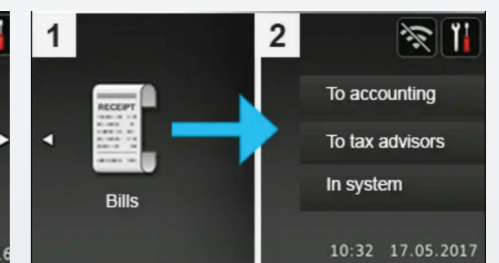
INFORMATION REPLACEMENT

Customise your user interface by inserting any information you need, from service data to general information to simply adding your company logo to the background.



BUTTON CUSTOMISATION

Icons and functions can also be customised to meet your needs. Logos, text and functions are easily adjustable to provide clearer access to important functions.



WORKFLOW INTEGRATION

The Brother Solutions Interface (BSI) allows for the storage of interface changes, allowing for seamless integration into company processes for greater efficiency.

*¹ In accordance with ISO/IEC 19752.

MFC-L6915DW

Description	4-in-1 Monochrome Laser Multi-Function Centre with Automatic 2-sided Printing and Wireless Connectivity	
KEY FUNCTIONS		
Print, Scan, Copy & Fax		
Print Speed (A4/Letter)	Up to 50/52 ppm (Quiet Mode: Up to 25/26 ppm)	
Print Resolution	Up to 1200 x 1200 dpi	
First Print Out Time (Ready)	Less than 6.7 secs	
2-sided Feature	Automatic Duplex Printing, Auto Duplex Copy, Duplex Scan	
Print Language (Emulation)	PCL6, BR-Script3, IBM Proprinter XL, Epson FX-850, PDF Version 1.7, XPS Version 1.0	
COPY FUNCTIONS		
Copy Speed (A4/Letter)	Up to 50/52 ppm (Quiet Mode: Up to 25/26 ppm)	
Copy Resolution	Max. 1200 x 600 dpi	
Reduction / Enlargement Ratio	25% - 400% in 1% increments	
Copy Features	N in 1	
SCAN FUNCTIONS		
Scan Speed (Mono/Colour) ¹¹	50/30 ipm	
Dual Scanner (Method)	One-Pass Scanning ADF (Dual CIS)	
Resolution (Optical/Interpolated)	Max. 1200 x 1200 dpi / Max. 19,200 x 19,200 dpi	
Scan To Functions	Sharepoint, E-mail, Email Server, Image, OCR, File, FTP, FTPS, SFTP, Network (Windows only), USB	
FAX FUNCTIONS		
Modem Speed	33,600 bps (Fax)	
Transmission Speed	Approx. 2.5 sec. (ITU-T Test Chart Document No.1, Standard Resolution, JBIG)	
Memory Transmission/Out-of-paper Reception	Up to 500 pages (ITU-T Test Chart Document No.1, Standard Resolution, JBIG)	
Speed Dial	300 locations	
Group Dial	20 locations	
Broadcasting	350 locations	
PC Faxing	Receive: Windows / Send: Windows, Mac (AirPrint), Linux (LPR/CUPS PC-FAX Send Driver)	
CONNECTIVITY / NETWORKING		
Interface	USB 2.0, Gigabit Ethernet (10Base-T/100Base-TX/1000Base-T), Wi-Fi Direct, Wireless Lan (2.4GHz/5.0GHz)	
USB Direct Print	Yes	
Near-Field Connectivity (NFC)	Yes (Card Reader / NFC Shortcut)	
Mobile Solutions	AirPrint, Mopria, Brother Mobile Connect	
Desktop Solutions	Brother iPrint&Scan	
WebConnect	Yes	
PAPER HANDLING		
Input Tray (Standard)	520 sheets	
Multi-Purpose Tray / Manual Slot	100 sheets	
Output Tray (Face Down)	250 sheets	
Optional Input Paper Tray	250 sheets (LT-5505) or 520 sheets (LT-6505) x 2 pcs (Max. 1,040 sheets)	
Optional Input Tray (Tower Feed type)	520 sheets x 4 cassettes (TT-4000)	
Automatic Document Feeder (ADF)	80 sheets (A4/LTR)	
Media Weights ^{*2}	Standard Tray: 60 to 163 g/m ² (16 to 43 lb) Multi-Purpose Tray: 60 to 230g/m ² (16 to 60 lb)	
Media Size (Standard Tray)	A4, Letter, B5 (JIS), A5, A5 (Long Edge), A6, Executive, Legal, Mexico Legal, India Legal, A4 (Short)/270 mm, Folio, 16K	
OTHERS		
Processor Speed	Main: Cortex-A53 1.2GHz Dual Core / Sub: ARM946 150MHz	
Memory	ASA: 2 GB / KOR: 1 GB	
Display	7" TFT ColorLCD	
OS Compatibility	Windows : Win10 / Win11 / Server 2012 / 2012R2 / 2016 / 2019 / 2022 Linux : CUPS, LPD/LPRng (x86/x64 environment)	
Utilities & Solutions	BRADMIN LIGHT, BRADMIN Professional 4	
Security Features	Active Directory, Secure Function Lock, Secure Print, LDAP, Setting Lock	
Power Consumption ^{*3}	Printing Average: Approx. 710 W / Sleep Mode Average: Approx. 6.7 W	
Power Source	220 - 240 V AC 50/60 Hz 5.3 A	
Noise Level (Printing) ^{*4}	LpAm = 54.0 dB(A)	
SUPPLIES		
Standard-Yield Toner (*Toner name) ^{*5}	Approx. 3,000 pages	TN-3608
High-Yield Toner (*Toner name) ^{*5}	Approx. 6,000 pages	TN-3608XL
Super High-Yield Toner (*Toner name) ^{*5}	Approx. 11,000 pages	TN-3608XXL
Ultra High-Yield Toner (*Toner name) ^{*5}	Approx. 18,000 pages	TN-3618
Max Yield Toner (*Toner name) ^{*5}	Approx. 25,000 pages	TN-3618XL
Drum	Approx. 45,000 pages (1 page/job)	DR-3608
	Approx. 75,000 pages (3 pages/job)	
DIMENSIONS AND WEIGHT		
Dimensions (W x D x H)	495 x 495 x 518 mm	
Weight w/o Carton & Toner/Drum	18.1 kg	


^{*1} In accordance with ISO/IEC17991.

^{*2} Half speed and straight paper output with more than 105 g/m² (28 lb).

^{*3} Measured when the machine is connected with the same network connection as the ENERGY STAR Ver. 3.1 test method.

^{*4} In accordance with ISO7779.

^{*5} In accordance with ISO/IEC 19752.



Brother
Earth

Working with you for a better environment
www.brotherearth.com



One-stop centre for free downloadable templates



Brother strongly recommends the use of genuine Brother consumable products only. Benefits include better quality print, greater yields per consumable, protection of your machine from damages and achievement of optimum performance. As a precaution, please note that your machine warranty may not cover any damages arising from the use of non-genuine consumables.

www.brother.com.sg

Microsoft, Windows, the Windows logo and/or other Microsoft products referenced herein are either registered trademarks of Microsoft Corporation in the U.S. and/or other countries. Brother and its logo are trademarks of Brother Industries Ltd., Japan. All specifications are subject to change without notice. All registered trademarks referenced herein are the property of their respective companies. Brother International Corporation, Japan.